

Exploding Ninja Stars

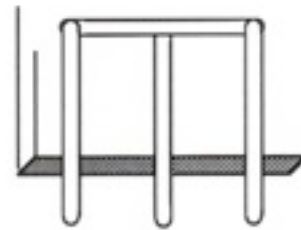
Materials:

6 craft stick, popsicle sticks, or tongue depressors

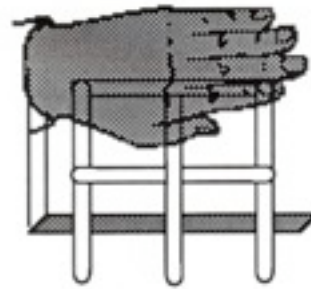
1. Lay one stick over the edge of a table. Place a second stick on top of it to form a "T".



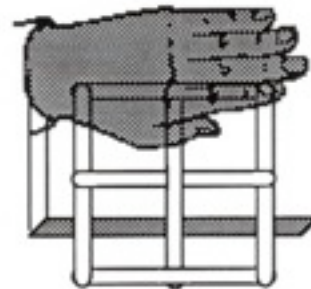
2. Place two more sticks on top of the "T" crossbar and over the edge of the table to form an "M".



3. Hold the top of the "M" against the table with your hand and slide a stick up into the "M" so that it goes under the middle leg of the "M" and over each outside leg.



4. Now fit the last stick across the bottom of the "M" so that it goes under each outside leg and over the middle leg.



5. When you take your hand away, the finished throwing star should look like this. Throw it gently and the sticks will "explode" apart.

